


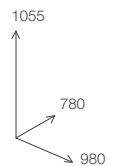




-  Standard core temperature probe
-  Side-hinged door with hermetic closure
-  Direct steam injection



G|PRO 12 DIGITAL

Max 12 grids 1/1 GN 530 x 325 mm

Distance between grids 70 mm
 2 grids 1/1 GN included
 3 motors with reverse system
 Temperature 0-280 °C

Digital timer 0-10 h
 2 water drop trays
 Cooling fan in the electronics area
 Powered steam chimney vent
 20 programs (6 cycles each program)

Electric power	14.400 W
Voltage	400 V ~ 3N ↓
Frequency	50/60 Hz
Weight	118 kg
Dimensions (W x D x H)	980 x 780 x 1055 mm
Wheelbase feet (W x D)	800 x 545 mm

MADE IN
 ITALY

